

CLASS – NURSERY

SESSION - 2025 – 2026

CURRICULUM AND ACTIVITY PLANNER

GENERAL INSTRUCTION




➤ **Birthday Celebration :-**

The Celebrant child clad in colourful attire will come to school. He / She will feel special among his/her peer group as a birthday song will be sung. Along with it, the child will seek the blessings of God Almighty through the Vedic Havan.

Please Note: No candies or chocolates will be distributed in school campus.












ENGLISH






Month	Lesson	Teaching aid and Methodology	Activities (Based on experiential learning)	Learning Outcomes
April	<p>Oral – Letters:- L and T Rhymes: - Early to bed & Head and Shoulders</p> <p>Written -</p> <ul style="list-style-type: none"> • Pre writing concepts - Standing lines, Sleeping lines, Slanting lines, L and T • English Book Page No - 25,26,42 and 43 	<p>Flash cards, Real Objects Play way Method Audio – Visual aid Poem Recitation with actions and rhythm</p> <p>Demonstration Method</p>	<p>Jolly Phonic Song and Speaking skills activity with live examples</p> <p>Integration with music and actions</p> <p>Activity with popsicles</p> 	<p>To develop speaking skills To recite poem with actions</p> <p>Able to write strokes</p> 
May	<p>Oral – Letters:- I, H and F Rhyme :- Oh, my my and Two little hands</p> <p>Written -</p> <ul style="list-style-type: none"> • Letters - I, H and F • English Book Page No - 12,13,17,18,19,20 	<p>Flash cards, Real Objects Circle Time Audio – Visual aid Poem Recitation with actions and rhythm</p> <p>Demonstration Method</p>	<p>Jolly Phonic Song and Speaking activity with live examples</p> <p>Integration with music and actions</p> <p>Activity with popsicles and clay</p> 	<p>To develop speaking skills, recognition of pictures and letters</p> <p>To recite poem with actions Able to write letter</p>

JUNE – SUMMER VACATION


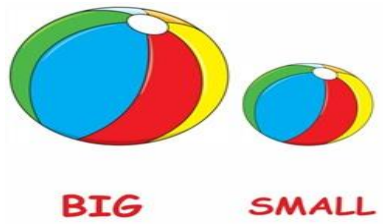




<p>July</p>	<p>Oral - <u>Letters</u>:- E,A and V Rhyme:- The Rain Topic :- My Self</p> <p>Written –</p> <ul style="list-style-type: none"> • <u>Letters</u>:- E,A and V • <u>English Book Page No</u> - 10,11,23,24,46,47 	<p>Flash cards, Real Objects Play based Method Audio – Visual aid Poem Recitation with gestures</p> <p>Demonstration Method</p>	<p>Jolly Phonic Song and Speaking activity with live examples Integration with music and actions</p> <p>Activity with popsicles</p> 	<p>To develop speaking skills, recognition of pictures and letters.</p> <p>To recite poem with actions</p> <p>Able to write letters</p> 
<p>August</p>	<p>Oral- <u>Letters</u> :- W,N and M Rhymes:- Tomatoes and Carrots & Clock Topic :- My Self</p> <p>Written –</p> <ul style="list-style-type: none"> • <u>Letters</u> :- W,N and M • <u>English Book Page No</u>- 27,28,29,30,48,49 	<p>Flash cards, Real Objects Play based learning Audio – Visual aid Poem Recitation with actions and rhythm</p> <p>Demonstration Method</p>	<p>Speaking activity with live examples Integration with music and actions</p> <p>Activity with Rangoli colours</p> 	<p>To develop speaking skills, recognition of pictures and letters</p> <p>To recite poem with actions</p> <p>Able to write letters</p> 
<p>September</p>	<p>Oral - <u>Letters</u> :- X,Y and Z Rhymes:- Three Magic Words and Bits of Paper Topic - My School</p> <p>Written -</p>	<p>Flash cards, Real Objects</p> <p>Circle Time Audio – Visual aid Poem Recitation with</p>	<p>Jolly Phonic Song Integration with Art and Craft</p> <p>Activity with phonic sound of letters in E -Block</p>	<p>To develop listening and speaking skills, recognition of pictures and letters</p> <p>To recite poem with actions</p> <p>Able to write letters</p>




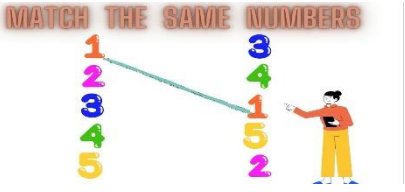

	<ul style="list-style-type: none"> • <u>Letters</u> :- X,Y and Z • <u>English Book Page No-</u> 50,51,52,53,54,55 	<p>actions and rhythm</p> <p>Demonstration Method</p>	<p>Activity with popsicles</p> 	
October	<p><u>Oral</u> - <u>Letters</u> :- K,D and B <u>Rhyme</u>: My Little Teeth <u>Topic</u> - My School</p> <p><u>Written</u> -</p> <ul style="list-style-type: none"> • <u>Letters</u> :- K,D and B • <u>English Book Page No-</u>4,5,8,9,23,24 	<p>Flash cards, Real Objects</p> <p>Interactive method</p> <p>Audio – Visual aid</p> <p>Poem Recitation with actions and rhythm</p> <p>Demonstration Method</p>	<p>Listening skill activity by story telling</p> <p>Integration with music and actions</p> <p>Activity with phonic sound of letters in E -Block</p> <p>Activity with Sand</p> 	<p>To develop speaking skills, recognition of pictures and letters</p> <p>To recite poem with actions Able to write letters</p> 
November	<p><u>Oral</u> :- <u>Letters</u> :- P,R and C <u>Rhymes</u>:- Traffic Lights and My red balloon <u>Topic</u> :- My Book</p> <p><u>Written</u> -</p> <ul style="list-style-type: none"> • <u>Letters</u> :- P,R and C • <u>English Book Page No-</u> 6,7,33,34,38,39 	<p>Flash cards, Real Objects</p> <p>Play based learning</p> <p>Audio – Visual aid</p> <p>Poem Recitation with actions and rhythm</p> <p>Demonstration Method</p>	<p>Jolly Phonic Song and Speaking activity with live examples</p> <p>Integration with music and actions</p> <p>Activity with phonic sound of letters in E -Block</p> <p>Activity with clay</p> 	<p>To develop speaking skills, recognition of pictures and letters</p> <p>To inculcate the habit to follow traffic lights.</p> <p>To recite poem with actions Able to write letters</p>
December	<p><u>Oral</u> :- <u>Letters</u> :- O,Q and G <u>Rhymes</u>:- Hop a little and God Bless <u>Topic</u> :- My Book</p>	<p>Flash cards, Real Objects</p> <p>Circle Time</p> <p>Audio – Visual aid</p>	<p>Jolly Phonic Song and Speaking activity</p> <p>Activity with phonic sound of letters in E -Block</p>	<p>To develop speaking skills, recognition of pictures and letters</p>

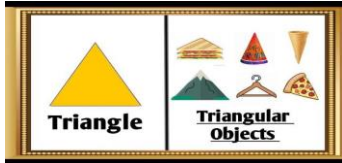





	<p>Written -</p> <ul style="list-style-type: none"> • <u>Letters</u> :- O,Q and G • <u>English Book Page No-</u> 14,15,31,32,36,37 • Match the letter with picture 	<p>Poem Recitation with actions and rhythm</p> <p>Discussion Method</p>	<p>Integration with Physical education</p> <p>Activity with Clay</p> 	<p>To recite poem with gestures</p> <p>Able to write letters</p> 
January	<p>Oral :- <u>Letters</u> :- U,J and S</p> <p>Rhyme:- Two little dicky birds</p> <p>Topic : - My Classroom</p> <p>Written -</p> <ul style="list-style-type: none"> • <u>Letters</u> :- U,J and S • <u>English Book Page No-</u> 21,22,40,41,44,45 	<p>Flash cards, Real Objects</p> <p>Interactive method</p> <p>Audio – Visual aid</p> <p>Poem Recitation with actions and rhythm</p> <p>Demonstration Method</p>	<p>Jolly Phonic Song and Speaking activity with live examples</p> <p>Activity with phonic sound of letters in E -Block</p> <p>Integration with Physical education</p> <p>Activity with Clay</p>	<p>To develop speaking skills, recognition of pictures and letters</p> <p>To recite poem with actions</p> <p>Able to write letters</p> 
February	<p>Oral- <u>Letters</u> :- A to Z(Revision)</p> <p>Rhymes:-Jungle Monkey and A B C song</p> <p>Topic:-My Classroom</p> <p>Written -</p> <ul style="list-style-type: none"> • <u>Letters</u> :- A to Z • <u>English Book Page No-</u>18,35,56 • Match the letter with picture 	<p>Flash cards, Real Object</p> <p>Play based learning</p> <p>Audio – Visual aid</p> <p>Poem Recitation with actions and rhythm</p> <p>Discussion Method</p>	<p>Jolly Phonic Song and listening activity</p> <p>Integration with music and actions</p> <p>Activity with phonic sound of letters in E -Block</p> 	<p>To develop speaking skills, recognition of pictures and letters</p> <p>To recite poem with actions</p> <p>Able to write letters in order.</p> 

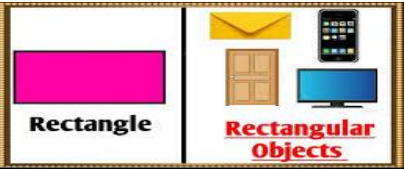




MATHEMATICS




Month	Lesson	Teaching aid and Methodology	Activities (Based on experiential learning)	Learning Outcomes
April	<p>Oral -Serial Counting: - 0 to 10</p> <p>Written-</p> <ul style="list-style-type: none"> • Number :- 1 • <u>Mathematics Book</u> - Pre - writing concepts- Pg no.-7 to 15 • Concept of Big and Small 	<p>Real objects and Flash cards</p> <p>Serial counting with clapping and jumping</p> <p>Circle Time and Jadui pitara</p>	<p>Gross motor skills activities</p> <p>Live examples</p> <p>Number formation Activity with Clay</p> 	<p>To differentiate between big and small.</p> <p>To speak numbers properly.</p> 
May	<p>Oral- Serial Counting: - 0 to 20</p> <p>Written –</p> <ul style="list-style-type: none"> • Number – 4 ,0 and 7 • <u>Mathematics Book</u>: - Pg no - 20,21,26,27 , & Activities related to Numbers 4,0 & 7 • Concept of Tall and Short 	<p>Wooden Tray and Flash cards</p> <p>Play way Method</p> <p>Demonstration Method</p>	<p>By counting class room objects</p> <p>Number formation Activity with Clay</p> <p>Live examples</p> 	<p>To understand the numbers in order.</p> <p>To differentiate between tall and short</p> 

JUNE SUMMER VACATION






<p>July</p>	<p>Oral - <u>Serial Counting</u> :- 0 to 30</p> <p>Written-</p> <ul style="list-style-type: none"> • <u>Numbers</u> -3 and 9 • <u>Mathematics Book</u> – Activities related Numbers 3 & 9 • Concept of Dry and Wet 	<p>Flash cards and Real objects</p> <p>Audio – Visual aid</p> <p>Learning by doing</p>	<p>By Counting Stairs</p> <p>Number formation Activity with Clay</p> 	<p>To learn numbers in order.</p> <p>To differentiate between dry and wet</p> 
<p>August</p>	<p>Oral - <u>Serial Counting</u> :- 0 to 40</p> <p>Written-</p> <ul style="list-style-type: none"> • <u>Numbers</u> - 2 and 8, Match with same number • <u>Mathematics Book</u> – Activities related <u>Numbers</u> 2 & 8 • Concept of Full and Empty • <u>Shape</u> - Circle 	<p>Drill Method</p> <p>Audio – Visual aid</p> <p>Demonstration Method</p> <p>Hands on learning</p> 	<p>By counting plants in the garden</p> <p>Number formation Activity with Clay</p> <p>Experiential learning</p> 	<p>To understand the numbers properly</p> <p>To differentiate between full and empty</p> 
<p>September</p>	<p>Oral - <u>Serial Counting</u> :- 0 to 50</p>	<p>Flash cards and Real objects</p> <p>Audio – Visual aid</p>	<p>By Counting Students in the class</p> <p>Number formation activity with</p>	<p>To understand the numbers and triangle shape things.</p>





	<p>Written –</p> <ul style="list-style-type: none"> • <u>Numbers</u> -5,6 and 10 • <u>Mathematics Book</u> – Activities related Numbers 5,6 and 10 Concept of Inside and Outside <u>Shape</u> - Triangle 	<p>Demonstration Method</p> <p>Examples of triangle shape things</p> 	<p>Clay</p> <p>Live examples</p> 	<p>To the difference between inside and outside.</p> 
October	<p>Oral - <u>Serial Counting</u> :-0 to 60</p> <p>Written-</p> <ul style="list-style-type: none"> • <u>Numbers</u> – 0 to 10, Match with same number • <u>Mathematics Book</u>– Pg No – 22and 23 • Concept of Clean and Dirty • <u>Shape</u> - Square 	<p>Flash cards</p> <p>Audio – Visual aid</p> <p>Demonstration Method</p> <p>Hands on learning</p> <p>Real objects of square shape</p> 	<p>Integrated with zoomer activities</p> <p>Activity with Number blocks in E Block</p> <p>Live examples</p> 	<p>To understand about the same numbers and square shape things.</p> <p>To know about the importance of cleanliness</p> 
November	<p>Oral- <u>Serial Counting</u> :-0 to 70</p>	<p>Flash cards and Real objects</p> <p>Audio – Visual</p>	<p>By counting Real objects</p> <p>Integrated with Phy. Education</p>	<p>Able to count the things and toys</p>



	<p><u>Written-</u></p> <ul style="list-style-type: none"> • <u>Missing Numbers</u> - 0 to 10 • <u>Count and Write</u> – 1 to 5 • <u>Mathematics Book</u> – Pg no – 50,51,64 • Concept of Heavy and Light • <u>Shape</u> – Rectangle 	<p>Discussion method</p> <p>Live examples of rectangle shape things</p> 	<p>Activity with Number blocks in E Block</p> 	<p>To differentiate between heavy and light.</p> 
<p>December</p>	<p><u>Oral- Serial Counting :-</u> 0 to 80</p> <p><u>Written</u> –</p> <ul style="list-style-type: none"> • <u>Serial Counting</u> -11 to 20 • <u>Mathematics Book</u> – Concept of Shapes and activities related to Number 11 to 20. • Concept of Sweet and Salty 	<p>Flash cards and Jadui pitara</p> <p>Audio – Visual aid</p> <p>Demonstration Method</p> <p>Experiential learning</p>	<p>Activity with Wooden Tray of shapes</p> <p>Activity with Number blocks in E Block</p> <p>Integrated with art activity</p> <p>Sensory activity</p> 	<p>Able to understand the different types of shapes .</p> <p>To get knowledge about sweet and salty things.</p> 
<p>January</p>	<p><u>Oral</u> - Serial Counting:-0 to 90</p> <p><u>Written</u> –</p>	<p>Number chart</p> <p>Drill Method</p> <p>Audio – Visual aid</p> <p>Demonstration Method</p>	<p>Integrated with art</p> <p>Activity with Number blocks in E Block</p>	<p>Able to learn the numbers in serial order</p> <p>To differentiate between hot</p>

	<ul style="list-style-type: none"> • <u>Serial Counting</u> - 0 to 20 • <u>Mathematics Book</u> – Pg no -65,78,79 • <u>Concept of Hot and Cold</u> 	Experiential learning	Sensory activity	<p>and cold</p> 
February	<p><u>Oral</u> - <u>Serial Counting</u> :- 0 to 100</p> <p><u>Written</u> –</p> <ul style="list-style-type: none"> • Serial Counting: -0 to 20 • Mathematics Book:– Count and circle • Concept of Top and Bottom 	<p>Number chart</p> <p>Drill Method</p> <p>Audio – Visual aid</p> <p>Demonstration Method</p>	<p>Integrated with zoomer activities</p> <p>Activity with Number blocks in E Block</p> <p>Live Examples</p> 	<p>To understand the numbers in serial order and count the things</p> <p>To get knowledge about top and bottom</p> 

HINDI


Month	Lesson	Teaching aid and Methodology	Activities (Based on experiential learning)	Learning Outcomes
April	<p>Reading: - अ और आ</p> <p>Rhymes:- चिक चिक बूम बूम और मछली</p>	Flash Cards, Jadui Pitara and real objects Rhymes with proper rhythm, actions and pronunciation .	<p>Play based Method</p> <p>Video of Rhyme in A. V room</p> 	<p>To recognise pictures related to letters.</p> <p>Able to recite rhyme with gestures.</p>
May	<p>Reading: - अ से ई</p> <p>Rhymes: - मेरी मम्मी और गर्मी की छुट्टियाँ</p>	Flash Cards , Jadui Pitara and real objects. Rhymes with proper rhythm, actions and pronunciation	<p>Learning by doing with clay</p> <p>Video of Rhyme in A. V room</p> 	<p>To recognise letters and pictures.</p> <p>Able to recite rhyme with actions.</p> 
 <h3 style="text-align: center;">JUNE SUMMER VACATION</h3>				
July	<p>Reading:- अ से उ</p> <p>Rhyme:- पेड़</p>	Flash Cards & Jadui Pitara Rhyme with proper rhythm, actions and pronunciation .	<p>Demonstration Method</p> <p>Video of Rhyme in A. V room</p> 	<p>To recognise letters and pictures .</p> <p>Able to recite rhyme with proper gestures.</p>

<p>August</p>	<p><u>Reading</u> : - अ से ऋ</p> <p><u>Rhymes</u>:- तिरंगा और बादल</p>	<p>Flash Cards Jadui Pitara</p> <p>By singing phonic song. By telling story related to swar and its pictures. Rhyme with proper rhythm, actions and pronunciation and the children will imitate.</p>	<p>Video of Rhyme in A. V room</p> <p>Outdoor activities</p> 	<p>Able to learn new words from story , rhyme and improve imagination power.</p> <p>Able to recite rhyme with actions.</p> 
<p>September</p>	<p><u>Reading</u> : - अ से ऐ</p> <p><u>Rhymes</u>:- कैसे खाये और चिड़िया</p>	<p>Flash cards to introduce letters, Real objects and pictures</p> <p>By singing phonic song</p> <p>By telling about sparrow and its rhyme</p>	<p>Video of Rhyme in A. V room. Demonstration Method</p> <p>By telling story related to swar and pictures.</p>	<p>To recognise letters and pictures . To learn new words from story and improve imagination power. Able to recite rhyme with actions.</p>
<p>October</p>	<p><u>Reading</u> : - अ से औ</p> <p><u>Rhymes</u> : - अहा टमाटर</p>	<p>Flash Cards and Jadui Pitara Real objects</p> <p>By singing phonic song. By telling story related to swarms and pictures. Rhyme with proper rhythm, actions and pronunciation . By telling about the importance of vegetables</p>	<p>Play way Method By chopping the vegetables with toy knife. By telling story related to swar and pictures.</p> <p>Live examples</p> 	<p>Able to recognise letters and pictures related to letters. Able to learn new words from story and improve imagination power. Able to recite rhyme with actions.</p> 

<p>November</p>	<p>Reading:- अ से अः Rhymes :- लाला जी और सड़क</p>	<p>Flash cards to introduce letter and pictures, Real objects By singing phonic song By telling about road and road safety rules</p>	<p>By inserting the letters with correct picture By telling story related to swar and pictures. Video of Rhyme in A. V room</p>	<p>To recognise letters and pictures. Able to learn new words from story and improve imagination power. Able to recite rhyme with rhythm</p>
<p>December</p>	<p>Reading:- क ख ग घ ङ Rhymes:- सेब और तितली</p>	<p>Flash cards and real objects By singing phonic song. Rhymes with proper rhythm, actions and pronunciation. By telling about colourful butterfly and its movements in the garden.</p>	<p>By telling story related to swar and pictures. Video of Rhymes in A. V room Outdoor activities</p> 	<p>To recognise <u>letters</u> and pictures. Able to learn new words from story and improve imagination power. To recite rhymes with actions.</p>
<p>January</p>	<p>Reading:- च छ ज झ ञ Rhymes :- पतंग और मेरा देश</p>	<p>Flash Cards and real objects Rhymes with proper gestures By telling about our country – India</p>	<p>Demonstration Method Video of Rhyme in A. V room Live examples</p> 	<p>To recognise letters and pictures. To get knowledge about our country. Able to recite rhyme with actions.</p>
<p>February</p>	<p>Reading:- ट ठ ड ढ ण Rhymes:- बडे हो गये और तोता Revision</p>	<p>Flash Cards and Jadui Pitara Rhymes with actions and rhythm. Demonstration method</p>	<p>By telling story related to swar and pictures. Video of Rhymes in A. V room Experiential learning</p>	<p>To recognise letters and pictures related to letters. Able to learn new words from story and improve imagination power. Able to recite rhymes with gestures</p>





GENERAL KNOWLEDGE

Month	Lesson	Teaching aid and Methodology	Activities (Based on experiential learning)	Learning Outcome
April	Parts of body	Demonstration method Music, videos and Play based learning	Live examples Sensory activity	To Understand about different body parts and their functions
May	Colours and Action words	Real objects of different colours Demonstration method	Using Class room objects and doing actions	To identify different colours and actions
June Summer Vacation				
July	Fruits	Real objects Experiential learning	Clay modelling activity Integration with music and rhythm	To learn about summer and winter fruits
August	Vegetables	Real objects Interactive method	Integrated with Music Activity Benefit of eating vegetables	To learn about the benefit of eating vegetables
September	Pet and Wild Animals	Picture chart Examples with models	Story telling and Collage making activity	To differentiate between pet and wild animals
October	Let's learn about Festivals and our helpers	PPT and Flash cards Live examples	Celebrations and activities Meet with helpers and getting knowledge about their services.	To get knowledge about festivals. To know about who helps us in our daily routine.
November	Means of Transport	Models of vehicles and Flash cards Interactive method	Origami activity Integrated with Art	Awareness about Safety Rules To get knowledge of different means of transport .
December	Let's learn about Birds	PPT and Flash cards Audio visual aid	Story telling and Wooden tray activity	Able to learn about birds
January	National Symbols	Real objects ,Audio Visual aid and Flash cards	Hands on activities - Flag making, Anthem singing etc.	Able to learn and identify National symbols
February	Days of Week	PPT and Flash cards	Integrated with Music Activity	Able to learn about days of week

Month	Password	Life skill Activities	Science Activities
April	Fun	Folding of Handkerchief and Napkin	Float and Sink
May	Give	Sharing	Force (Pull and Push)
 JUNE SUMMER VACATION			
July	Care	Caring of Plants	State of matter
August	Fresh	Opening of lunch box & water bottle	Rainbow Activity
September	Take	Good manners	Magic Potion
October	Obey	Health and Hygiene	Soluble and Insoluble
November	Kind	Naming your Emotions	Oxygen supports burning
December	Hop	Zipping and Unzipping	Diffusion
January	Twinkle	Sorting of pulses	Magnet Fun
February	Follow	Follow traffic rules	Changing colour (Reaction with detergent)

ACTIVITIES AND CELEBRATION

Month	Celebrations	Competitions	Important day's Activities
April	<p>Baisakhi Celebration</p> <p>World Earth Day & Blue Colour Day Celebration</p> <p>Fresher's Party</p>		<p>World Health Day</p> <p>National Pet Day</p> <p>Art Activity</p> <p>World Heritage Day</p> <p>English Language Day & Book Reading Day</p> <p>International Dance Day</p>
May	<p>Mother's Day Celebration</p> <p>Mango Party and Yellow Colour Day Celebration</p> <p>Laughter day Celebration</p>		<p>International Labour day</p> <p>World Red Cross Day</p> <p>National Technology Day</p> <p>International day of Families</p> <p>Birth Anniversary of Mahatma Satyanand Munjal ji</p>
 <h3 style="text-align: center;">JUNE SUMMER VACATION</h3>			
July	<p>Van Mahotsav and Green Colour Day Celebration</p>		<p>Paper bag Day</p> <p>International Tiger Day</p> <p>Kargil Vijay Divas</p>
August	<p>Teej Celebration Independence Day Celebration Janamashatmi Celebration</p>	<p>Colouring Competition</p>	<p>International friendship Day</p> <p>World Photography Day</p> <p>Rakhi making Activity</p>

			<p>National Sports day World Elephant Day World Lion day Janamashatmi Celebration</p>
September	<p>Teacher's Day Celebration Grandparent's Day Celebration</p>	<p>Hindi Rhyme Recitation Competition</p> 	<p>International Literacy Day Hindi Divas activity World Peace Day and White Colour day World Tourism Day World Heart Day World Rhino Day World Ozone Day Nutration week</p>
October	<p>Dussehra Celebration Diwali Celebration</p>	<p>Show and Tell Competition</p> 	<p>Gandhi Jayanti and Lal Bahadur Shastri Jayanti World Animal Welfare Day Indian Air force Day World Post Office Day Global Hand Washing Day World Food Day World Panda Day World Smile Day</p>
November	<p>Children Day Celebration Guru Nanak Dev Ji Jayanti Celebration</p>	<p>English Rhyme Recitation Competition</p> 	<p>World Kindness Day World Public Transport Day World Television Day National Pollution Control Day</p>
December	<p>Christmas Day & Red Colour Day Celebration</p>	<p>Class room Presentation</p>	<p>Indian Navy Day Armed Forces Flag Day National Energy Conservation Day Mathematics week</p>

			Farmer's Day
January	Lohri Celebration Republic day Celebration Basant panchami celebration		Indian Army Day Road Safety Week
February	-----	Annual Function 	Maharishi Dayanand Saraswati Jayanti World Radio Day